



# **KENYA** **UK**

Trade and  
Economic  
Partnership  
Agreement











# Opportunity for Kenyan SMEs

The report examines the import statistics of UK which enumerates sectors and products that presents potential business opportunities for Kenyan SMEs to be explored under the Kenya-UK trade and economic partnership agreement

Table 1: UK Export-Import in 2020

	Export by UK (USD)	Percentage of Export	Import to UK (USD)	Percentage Import
 Kenya	<b>441,577,303</b>	<b>0.0943%</b>	<b>380,946,879</b>	<b>0.055%</b>
 United States	<b>73,528,704,687</b>	<b>15.7%</b>	<b>67,079,306,633</b>	<b>9.69%</b>
 Germany	<b>46,352,025,713</b>	<b>9.9%</b>	<b>85,679,090,129</b>	<b>12.4%</b>
 France	<b>31,361,516,169</b>	<b>6.7%</b>	<b>38,915,835,101</b>	<b>5.62%</b>
 Netherlands	<b>30,377,934,085</b>	<b>6.49</b>	<b>53,927,751,069</b>	<b>7.79%</b>
 China	<b>30,154,261,368</b>	<b>6.44</b>	<b>65,529,528,079</b>	<b>9.46%</b>

## Top UK Trading Partners in 2020

1. Germany
2. China
3. United States
4. Netherlands
5. France

## Top 5 Import Goods


1. Cars
2. Medical and pharmaceutical products
3. Clothing
4. Telecoms and sound equipment
5. Office machinery

---

# UK Import Analysis 2020

Total Goods Imported to UK in 2020 {427,504 Million Euros}

## Table 2 : Analysis of Total Import to UK in 2020



### Food and Live animals

#### Products

- Cereals
- Meat and Meat preparations
- Dairy Products and eggs
- Miscellaneous foods
- Coffee, Tea, Cocoa
- Animal Feeding stuffs
- Fish and Shellfish
- Vegetable and Fruit
- Live animals
- Sugar



### Machinery and Transport Equipment

#### Products

- Cars
- Mechanical power generators
- Aircraft
- General Industrial machines
- Telecom and sound equipment



### Chemicals

#### Products

- Medicinal and pharmaceutical Products
- Organic chemicals
- Plastics in primary form
- Dyeing, Tanning and coloring materials
- Toilet and cleansing preparation



### Miscellaneous Manufactures

#### Products

- Scientific Instruments
- Clothing
- Works of art
- Furniture
- Photographic & optical goods & clocks
- Footwear
- Jewelry
- Travel goods and Handbags



### Fuels

#### Products

- Crude and Refined Oil



### Material Manufactures

#### Products

- Non-ferrous metals
- Iron and steel
- Textile fabrics
- Paper and paperboard
- Rubber manufacture



### Beverage and Tobacco



### Crude Materials

#### Products

- Metal ore and scrap
- Textile fibers
- Pulp and waste paper
- Crude rubber
- Crude minerals and fertilizer
- Wood and cork

For more information on UK as a market destination visit UK Office of National Statistics {<https://www.ons.gov.uk/economy/nationalaccounts/balanceofpayments/bulletins/uktrade/december2020/previous/v1#uk-trade-data> }  
For export trade support visit Kenya Export Promotion and Branding Agency {<http://brand.ke/index.php/kenyan-exporters/export-facilitation> \_

Viffa Consult  
One Padmore Place  
George Padmore Road  
P.O.Box 35320-00200  
Tel No 0723982528